

Bombardier

Challenger 650



A cutting-edge transcontinental private jet.

The Challenger 650 has the largest cabin in its category. You will appreciate the exceptional comfort of this aircraft on both long and short range flights, not only due to the space inside the cabin, but also thanks to the attention given to materials and details.

Wi-Fi connectivity allows staying connected and to turn this aircraft into a flying office and 4000Nm range means you can fly direct from London to New York.

With its steep approach certification, the Challenger 650 is also approved to access airports such as London City but also Aspen and Lugano to only name a few, meaning that you will always land as close as possible to your final destination.

A spacious galley equipped with oven, microwave, ice drawer and all the required equipment will allow our cabin crew to prepare the best in-flight dinner and drinks you ever had, making sure you get a top-notch experience.



12 Passengers



2 Pilots, 1 Cabin Crew



Year of Manufacture 2020



Range: 7.410 km / 4.002 nm



Max Speed: 893 km/h



Cabin Dimensions:
L 7.8 / W 2.4 / H 1.83 m

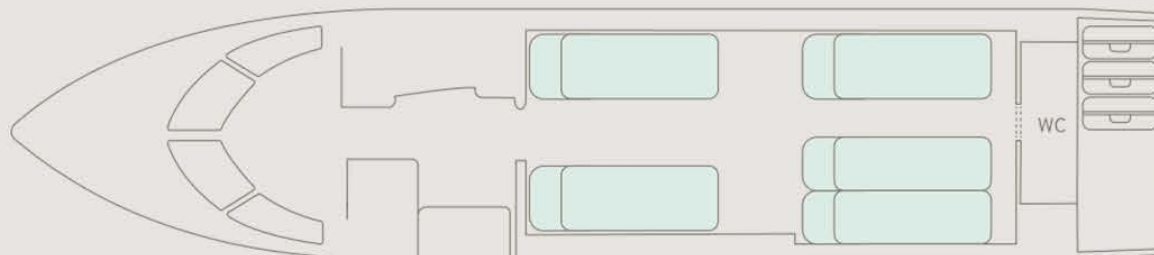
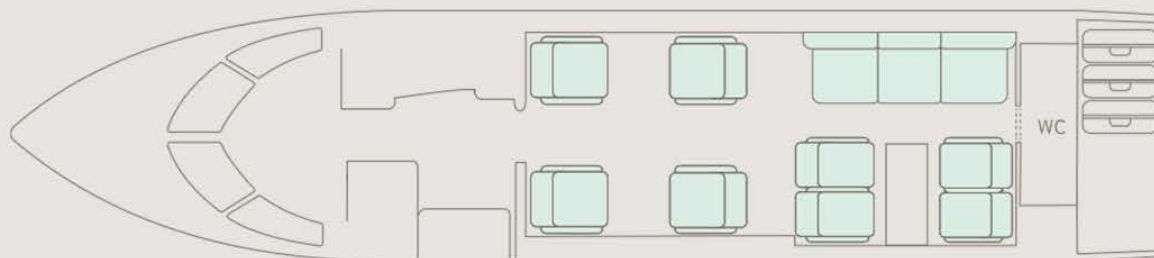
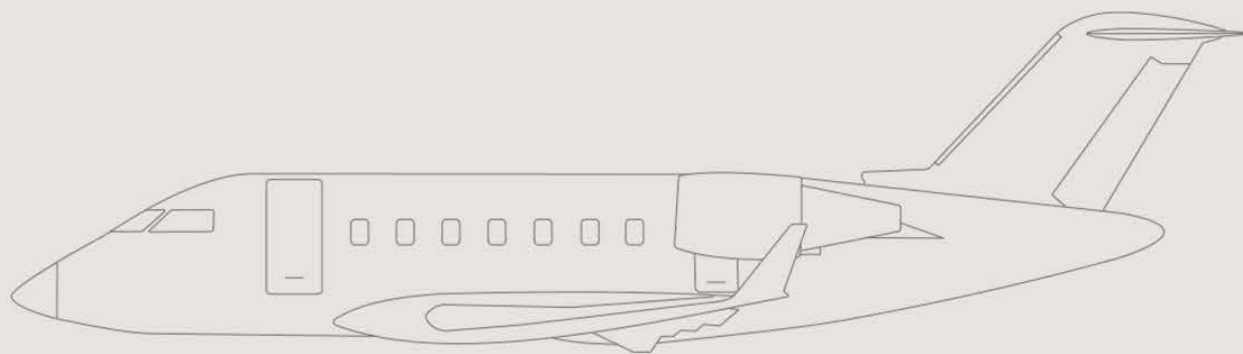


Cabin Altitude: 8.000 ft



Wi-Fi

**JOIN JET**




JOIN JET